

Annexure H1

CATEGORY WISE LIST OF SHAREHOLDERS HOLDING MORE THAN 0.5% OF SHARE CAPITAL

| Sr. No. | Name of Shareholders | No. of Equity Shares | % Equity | Category |
|---------|---|----------------------|----------|-------------------------------------|
| 1 | FUTURE CORPORATE RESOURCES LIMITED | 65281788 | 30.2716 | Corporate Bodies (Promoter Company) |
| 2 | ARISAIG PARTNERS (ASIA) PTE LTD. A/C ARISAIG INDIA FUND LIMITED | 20137118 | 9.3377 | FII |
| 3 | BENNETT, COLEMAN AND COMPANY LIMITED | 12566477 | 5.8272 | Other Bodies Corporate |
| 4 | PIL INDUSTRIES LIMITED | 12111692 | 5.6163 | Corporate Bodies (Promoter Company) |
| 5 | FUTURE CORPORATE RESOURCES LIMITED | 10000000 | 4.6371 | Corporate Bodies (Promoter Company) |
| 6 | MKCP INSTITUTIONAL INVESTOR (MAURITIUS) II LTD | 9216226 | 4.2736 | FII |
| 7 | IDBI TRUSTEESHIP SERVICES LIMITED (INDIA ADVANTAGE FUND-V) | 8159147 | 3.7835 | Venture Capital |
| 8 | MACQUARIE BANK LIMITED | 4781865 | 2.2174 | FII |
| 9 | DSP BLACKROCK EQUITY FUND | 2812603 | 1.3042 | Mutual Fund |
| 10 | DSP BLACKROCK SMALL AND MID CAP FUND | 2693628 | 1.2491 | Mutual Fund |
| 11 | COPTHALL MAURITIUS INVESTMENT LIMITED | 2600554 | 1.2059 | FII |
| 12 | FUTURE CORPORATE RESOURCES LIMITED | 2530282 | 1.1733 | Corporate Bodies (Promoter Company) |
| 13 | LIFE INSURANCE CORPORATION OF INDIA | 2381290 | 1.1042 | Financial Institution |
| 14 | VARDHAMAN PUBLISHERS LIMITED | 2300000 | 1.0665 | Other Bodies Corporate |
| 15 | FUTURE CORPORATE RESOURCES LIMITED | 2172973 | 1.0076 | Corporate Bodies (Promoter Company) |
| 16 | DHARMAYUG INVESTMENTS LIMITED | 1800000 | 0.8347 | Other Bodies Corporate |
| 17 | DSP BLACKROCK FOCUS 25 FUND | 1396855 | 0.6477 | Mutual Fund |



| | | | | |
|----|--|---------|--------|-------------------------------------|
| 18 | BAJAJ ALLIANZ LIFE INSURANCE COMPANY LTD. | 1360600 | 0.6309 | Insurance Company |
| 19 | WF ASIA FUND LIMITED | 1320854 | 0.6125 | FII |
| 20 | BIRLA SUN LIFE TRUSTEE COMPANY PRIVATE LIMITED A/C INDIA EXCEL (OFFSHORE) FUND | 1224891 | 0.568 | Mutual Fund |
| 21 | WARD FERRY MANAGEMENT LIMITED A/C WF ASIAN SMALLER COMPANIES FUND LIMITED | 1185529 | 0.5497 | FII |
| 22 | FUTURE CORPORATE RESOURCES LTD | 1182624 | 0.5484 | Corporate Bodies (Promoter Company) |
| 23 | REKHA JHUNJHUNWALA | 1125000 | 0.5217 | Public |
| 24 | SBI LIFE INSURANCE CO. LTD | 1087000 | 0.504 | Insurance Company |



Annexure H1

**CATEGORY WISE LIST OF SHAREHOLDERS HOLDING MORE THAN 0.5% OF SHARE CAPITAL
[Class B (Series-1) Shares]**

| Sr. No. | Name of Shareholders | No. of Equity Shares | % Equity | Category |
|---------|--|----------------------|----------|-------------------------------------|
| 1 | PIL INDUSTRIES LIMITED | 2927885 | 18.3807 | Corporate Bodies (Promoter Company) |
| 2 | GARGI DEVELOPERS PRIVATE LIMITED | 1594000 | 10.0068 | Corporate Bodies (Promoter Company) |
| 3 | MANZ RETAIL PRIVATE LIMITED | 871407 | 5.4705 | Corporate Bodies (Promoter Company) |
| 4 | FUTURE CORPORATE RESOURCES LIMITED | 777216 | 4.8792 | Corporate Bodies (Promoter Company) |
| 5 | RYKA COMMERCIAL VENTURES PRIVATE LIMITED | 707168 | 4.4395 | Corporate Bodies (Promoter Company) |
| 6 | RATNABALI CAPITAL MARKETS LIMITED | 656924 | 4.124 | Other Bodies Corporate |
| 7 | GARGI DEVELOPERS PRIVATE LIMITED | 603000 | 3.7855 | Corporate Bodies (Promoter Company) |
| 8 | GARGI DEVELOPERS PRIVATE LIMITED | 603000 | 3.7855 | Corporate Bodies (Promoter Company) |
| 9 | JHP SECURITIES PVT.LTD. | 575943 | 3.6157 | Clearing Member |
| 10 | LATA BHANSHALI | 450000 | 2.825 | Public |
| 11 | ROOPCHAND BHANSHALI | 291237 | 1.8283 | Public |
| 12 | JHUNJHUNWALA REKHA RAKESH | 260589 | 1.6359 | Public |
| 13 | K GIRDHARLAL INTERNATIONAL LTD | 227995 | 1.4313 | Other Bodies Corporate |
| 14 | SANTOSH INDUSTRIES LIMITED | 225049 | 1.4128 | Other Bodies Corporate |
| 15 | PANKAJ JAYANTILAL PATEL | 195407 | 1.2267 | Public |
| 16 | VISHAL ASHWIN PATEL | 178153 | 1.1184 | Public |



| | | | | |
|----|---|--------|--------|-------------------------------------|
| 17 | ARION COMMERCIAL PRIVATE LIMITED | 173751 | 1.0908 | Other Bodies Corporate |
| 18 | ANIKA MERCHANTS AND TRADERS PRIVATE LIMITED | 170966 | 1.0733 | Other Bodies Corporate |
| 19 | JAI-VIJAY RESOURCES PVT LTD | 158875 | 0.9974 | Other Bodies Corporate |
| 20 | AADI FINANCIAL ADVISORS LLP | 148235 | 0.9306 | Other Bodies Corporate |
| 21 | DAMYANTI ASHWIN PATEL | 143008 | 0.8978 | Public |
| 22 | PRASHANT JAYANTILAL PATEL | 141510 | 0.8884 | Public |
| 23 | TARISH INVESTMENT AND TRADING CO. PVT. LTD. | 129588 | 0.8135 | Other Bodies Corporate |
| 24 | MANZ RETAIL PRIVATE LIMITED | 100349 | 0.63 | Corporate Bodies (Promoter Company) |
| 25 | LIFE INSURANCE CORPORATION OF INDIA | 96991 | 0.6089 | Financial Institution |
| 26 | SUDHA MURTY | 90369 | 0.5673 | Public |
| 27 | JHUNJHUNWALA RAKESH RADHESHYAM | 90160 | 0.566 | Public |
| 28 | BALKISHAN H CHOKHANI | 85000 | 0.5336 | Public |
| 29 | LAXMIJYOTI INVESTMENTS PVT LTD | 84551 | 0.5308 | Other Bodies Corporate |

For PANTALOON RETAIL (INDIA) LIMITED


 COMPANY SECRETARY




Annexure H2

CATEGORY WISE LIST OF SHAREHOLDERS HOLDING MORE THAN 0.5% OF SHARE CAPITAL

| Sr. No. | Name of Shareholders | No. of Equity Shares | % Equity | Category |
|---------|----------------------------------|----------------------|----------|----------|
| 1 | Pantaloon Retail (India) Limited | 6,64,99,912 | 100 | Promoter |

For FUTURE VALUE RETAIL LIMITED



COMPANY SECRETARY

Annexure 11

Details of capital evolution of Pantaloons Retail (India) Limited


| Date of Issue | No. of shares issued | Issue Price (Rs.) | Type of Issue | Cumulative capital (No of shares) | Whether listed, if not listed, give reasons thereof |
|---------------|----------------------|-------------------|--|-----------------------------------|---|
| 12/10/1987 | 1500 | 2.00 | First Allotment | 1500 | Yes, Listed |
| 25/03/1988 | 48500 | 2.00 | Preferential Allotment | 50000 | Yes, Listed |
| 15/06/1989 | 300000 | 2.00 | Preferential Allotment | 350000 | Yes, Listed |
| 30/09/1991 | 2521000 | 2.00 | Preferential Allotment | 2871000 | Yes, Listed |
| 08/11/1991 | 2478500 | 2.00 | Preferential Allotment | 5349500 | Yes, Listed |
| 27/07/1992 | 18285500 | 2.00 | Preferential Allotment | 23635000 | Yes, Listed |
| 31/03/1998 | 11296250 | 2.00 | Rights Allotment | 34931250 | Yes, Listed |
| 08/04/1998 | 521250 | 2.00 | Rights Allotment | 35452500 | Yes, Listed |
| 26/04/1999 | 10869565 | 2.76 | Preferential Allotment | 46322065 | Yes, Listed |
| 29/10/1999 | 6850000 | 8.60 | Preferential Allotment | 53172065 | Yes, Listed |
| 16/11/1999 | 2500000 | 8.60 | Preferential Allotment | 55672065 | Yes, Listed |
| 07/12/1999 | 1925000 | 8.60 | Preferential Allotment | 57597065 | Yes, Listed |
| 08/01/2000 | 5000000 | 8.60 | Preferential Allotment | 62597065 | Yes, Listed |
| 27/04/2001 | 4000000 | 10.20 | Preferential Allotment | 66597065 | Yes, Listed |
| 29/04/2002 | 20000000 | 6.30 | Preferential Allotment | 86597065 | Yes, Listed |
| 31/01/2003 | 4325000 | 10.00 | Preferential Allotment | 90922065 | Yes, Listed |
| 11/11/2003 | 4765000 | 22.40 | Preferential Allotment | 95687065 | Yes, Listed |
| 26/10/2004 | 4766675 | 22.40 | Preferential Allotment | 100453740 | Yes, Listed |
| 11/02/2005 | 4768265 | 146.80 | Preferential Allotment | 105222005 | Yes, Listed |
| 15/04/2005 | 4766675 | 22.40 | Preferential Allotment | 109988680 | Yes, Listed |
| 28/10/2005 | 2040825 | 147.00 | Preferential Allotment | 112029505 | Yes, Listed |
| 17/02/2006 | 22393600 | 100.00 | Rights Allotment | 134423105 | Yes, Listed |
| 15/09/2006 | 800 | 100.00 | Rights (Abeyance case) Allotment | 134423905 | Yes, Listed |
| 19/12/2006 | 6265060 | 415.00 | (QIB) Preferential Allotment | 140688965 | Yes, Listed |
| 30/06/2007 | 6062400 | 327.00 | Preferential Allotment | 146751365 | Yes, Listed |
| 28/09/2007 | 4000000 | 500.00 | Preferential Allotment | 150751365 | Yes, Listed |
| 16/01/2008 | 100 | 100.00 | Rights (Abeyance case) Allotment | 150751465 | Yes, Listed |
| 17/03/2008 | 4040056 | 500.00 | Preferential Allotment | 154791521 | Yes, Listed |
| 26/06/2008 | 4500000 | 500.00 | Preferential Allotment | 159291521 | Yes, Listed |
| 22/05/2009 | 15100000 | 183.00 | Preferential Allotment | 174391521 | Yes, Listed |
| 25/11/2009 | 15822200 | 316.00 | (QIB) Preferential Allotment | 190213721 | Yes, Listed |
| 28/08/2010 | 5928818 | | Allotment to the Shareholders of Home Solutions Retail (India) Limited (HSRIL) pursuant to the Scheme of Arrangement between HSRIL & the Company. | 196142539 | Yes, Listed |
| 09/09/2010 | 5000000 | 183.00 | Preferential Allotment | 201142539 | Yes, Listed |
| 31/07/2011 | 6347635 | | Allotment on conversion of 63,47,635 0.01% Compulsorily Convertible Preference Shares of Rs. 100/- each issued to the Shareholders of Home Solutions Retail (India) Limited (HSRIL) pursuant to the Scheme of Arrangement between HSRIL & the Company. | 207490174 | Yes, Listed |
| 06/06/2012 | 81,63,265 | 245.00 | Preferential Allotment | 215653439 | Yes, Listed |



Class B Shares (Series - 1)

| Date of Issue | No. of shares issued | Issue Price (Rs.) | Type of Issue | Cumulative capital (No of shares) | Whether listed, if not listed, give reasons thereof |
|---------------|----------------------|-------------------|---|-----------------------------------|---|
| 10/11/2008 | 15929152 | N.A. | 1,59,29,152 Equity Class B Shares (Series 1) of Rs. 2/- each aggregating to Rs.3,18,58,304/-, allotted as Bonus Shares to the Existing Members of the Company | 15929152 | Yes, Listed |

For PANTALOON RETAIL (INDIA) LIMITED





COMPANY SECRETARY

Annexure I2

Details of capital evolution of Future Value Retail Limited

| Date of Issue | No. of shares issued | Issue Price (Rs.) | Type of Issue | Cumulative capital (No of shares) | Whether listed, if not listed, give reasons thereof |
|---------------|----------------------|-------------------|------------------------|-----------------------------------|---|
| 05/07/2007 | 50,000 | 10 | Initial Allotment | 50,000 | Unlisted public company |
| 05/07/2007 | 9,50,000 | 10 | Preferential Allotment | 10,00,000 | |
| 31/03/2008 | 9,00,000 | 250 | Preferential Allotment | 19,00,000 | |
| 23/01/2009 | 2,00,000 | 250 | Preferential Allotment | 21,00,000 | |
| 31/12/2009 | 26,399,912 | 10 | Bonus Issue | 2,84,99,912 | |
| 31/03/2010 | 31,171,875 | 20 | Preferential Allotment | 5,96,71,787 | |
| 31/03/2010 | 68,28,125 | 1300 | Preferential Allotment | 6,64,99,912 | |

For FUTURE VALUE RETAIL LIMITED


COMPANY SECRETARY


THE FINANCIAL DETAILS OF THE TRANSFEROR COMPANY FOR THE PREVIOUS 3 YEARS
AS PER AUDITED STATEMENT OF ACCOUNT

Name of the Company: PANTALOON RETAIL (INDIA) LIMITED

(Rs. In Crores)

| Particulars | As per last Audited Financial Year ended December 31, 2012 | 1 year prior to last Audited Financial Year ended June 30, 2011 | 2 year prior to last Audited Financial Year ended June 30, 2010 |
|--|---|--|---|
| Equity Paid up Capital | 46.32 | 106.90 | 41.23 |
| Reserves and surplus | 2983.60 | 2671.23 | 2527.48 |
| Carry forward losses | - | - | - |
| Net Worth | 3029.92 | 2878.13 | 2756.25 |
| Miscellaneous Expenditure | - | - | - |
| Optionally Fully Convertible Debentures | 800 | - | - |
| Secured Loans | 2660.88 | 1675.89 | 1236.03 |
| Unsecured Loans | 46.25 | 497.23 | 150.19 |
| Fixed Assets | 2493.05 | 1467.03 | 1122.15 |
| Income from Operations | 6987.73 | 4097.43 | 5934.37 |
| Total Income | 7015.43 | 4114.48 | 6019.00 |
| Total Expenditure | 6983.71 | 3999.19 | 5792.43 |
| Profit before Tax | 288.32 | 115.29 | 213.64 |
| Profit after Tax | 273.26 | 78.75 | 176.39 |
| Cash profit | 646.60 | 237.65 | 342.70 |
| EPS Equity Share | 12.08 | 3.54 | 8.46 |
| EPS Class B Share | 12.12 | 3.64 | 8.56 |
| Book value | 135.89 | 131.54 | 124.61 |

For: PANTALOON RETAIL (INDIA) LIMITED



COMPANY SECRETARY



Annexure J2

THE FINANCIAL DETAILS OF THE TRANSFEROR COMPANY FOR THE PREVIOUS 3 YEARS
AS PER AUDITED STATEMENT OF ACCOUNT

Name of the Company: FUTURE VALUE RETAIL LIMITED

(Rs. In Crores)

| Particulars | As per last Audited Financial Year ended 30.06.2011 | 1 year prior to last Audited Financial Year ended 30.06.2010 | 2 year prior to last Audited Financial Year ended 31.03.2009 |
|---------------------------|---|---|---|
| Equity Paid up Capital | 66.50 | 66.50 | 2.10 |
| Reserves and surplus | 1,074.86 | 961.86 | 26.40 |
| Carry forward losses | | | |
| Net Worth | 1,141.36 | 1,028.36 | 28.31 |
| Miscellaneous Expenditure | | | |
| Secured Loans | 1,694.51 | 1,297.63 | - |
| Unsecured Loans | 1007.71 | 231.34 | - |
| Fixed Assets | 1,593.78 | 1,207.03 | - |
| Income from Operations | 6,914.83 | 2,991.71 | - |
| Total Income | 6,918.60 | 2,992.81 | 0.02 |
| Total Expenditure | 6,749.39 | 2,918.14 | 0.03 |
| Profit before Tax | 169.21 | 74.67 | (0.01) |
| Profit after Tax | 113.00 | 50.60 | (0.01) |
| Cash profit | | | |
| EPS | 16.99 | 13.99 | (0.00) |
| Book value | | | |

For FUTURE VALUE RETAIL LIMITED



COMPANY SECRETARY